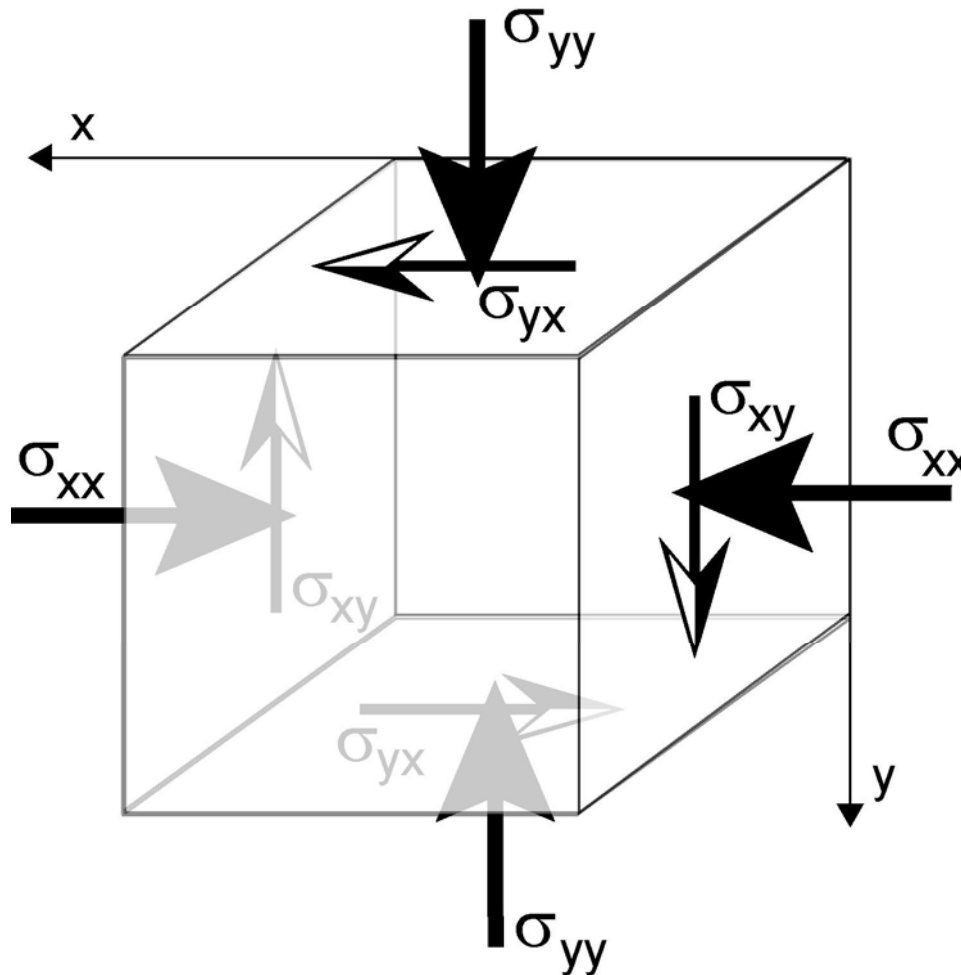


# DEFORMATION PATTERN IN ELASTIC CRUST

- Stress and force in 2D
- Strain : normal and shear
- Elastic medium equations
- Vertical fault in elastic medium => arctangent
- General elastic dislocation (Okada's formulas)

## Stress in 2D



- Force =  $\sigma_x$  surface

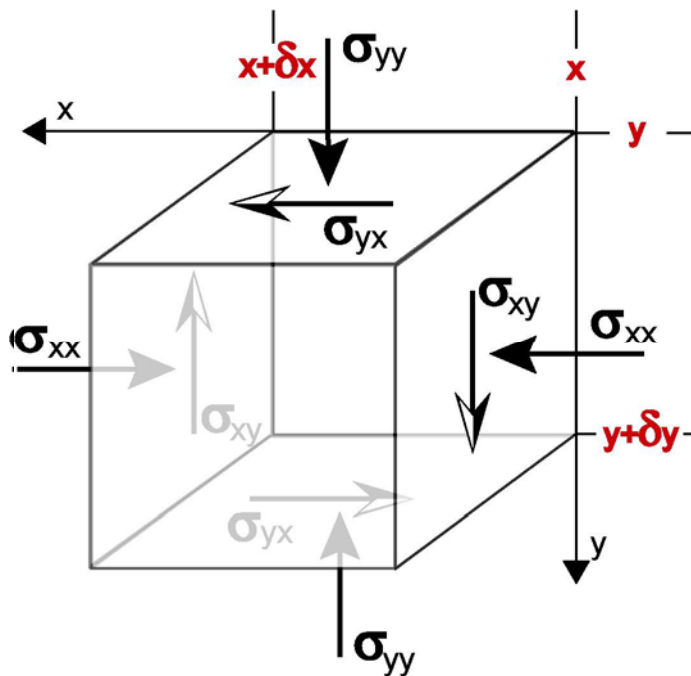
- no rotation =>

$$\sigma_{xy} = \sigma_{yx}$$

- only 3 independent components :

$$\sigma_{xx} , \sigma_{yy} , \sigma_{xy}$$

# Applied forces



Normal forces on x axis :

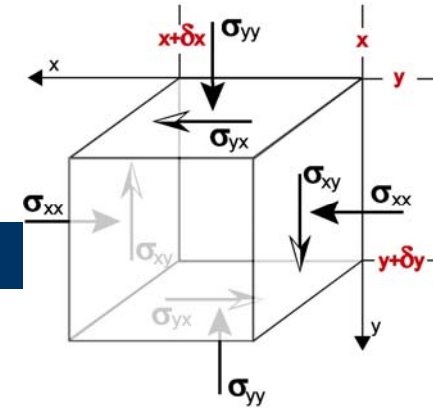
$$\begin{aligned}
 &= \sigma_{xx}(x) \cdot \delta y - \sigma_{xx}(x+\delta x) \cdot \delta y \\
 &= \delta y [\sigma_{xx}(x) - \sigma_{xx}(x+\delta x)] \\
 &= -\delta y \frac{d\sigma_{xx}}{dx} \cdot \delta x \quad (1)
 \end{aligned}$$

Shear forces on x axis :

$$\begin{aligned}
 &= \sigma_{yx}(y) \cdot \delta x - \sigma_{yx}(y+\delta y) \cdot \delta x \\
 &= -\delta x \frac{d\sigma_{yx}}{dy} \cdot \delta y \quad (2)
 \end{aligned}$$

$$\text{Total on x axis} = (1)+(2) = \boxed{\left[ \frac{d\sigma_{xx}}{dx} + \frac{d\sigma_{yx}}{dy} \right] \delta x \delta y}$$

# Forces Equilibrium

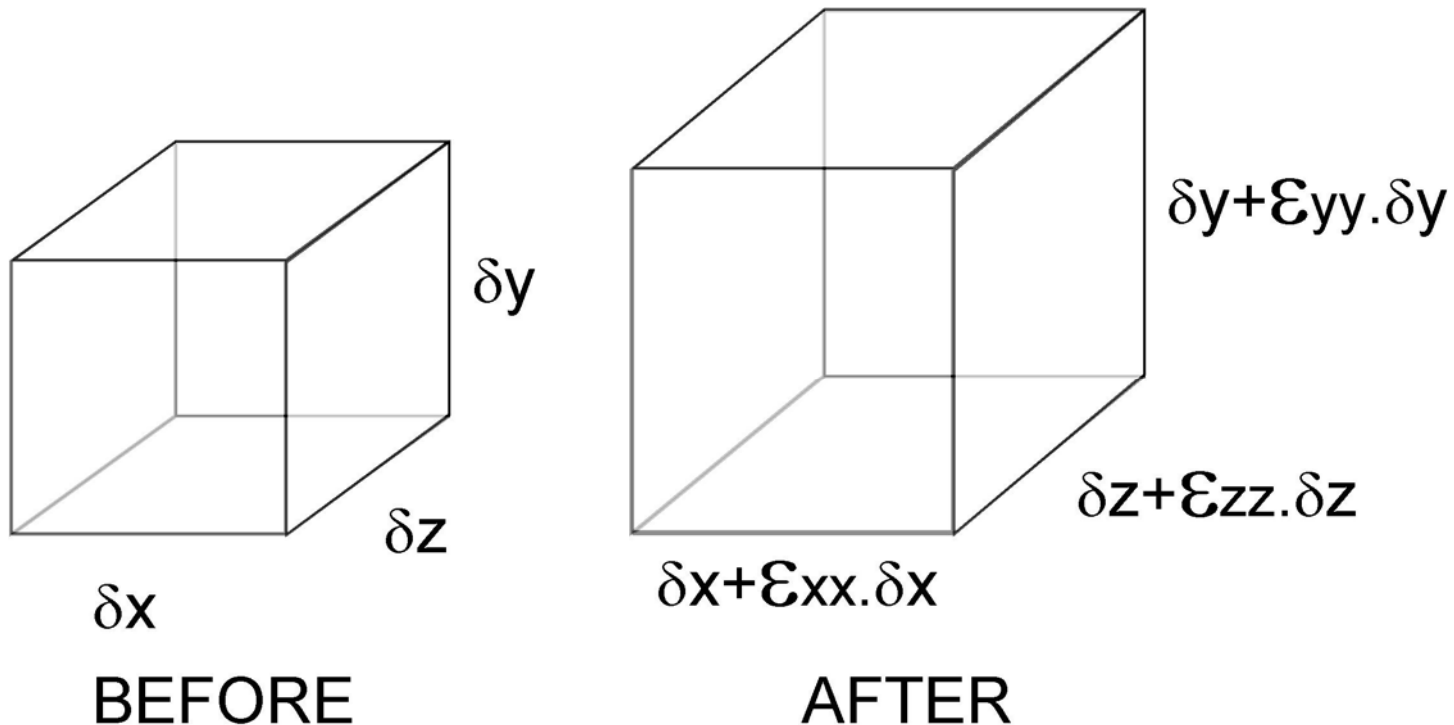


$$\text{Total on x axis} = \left[ \frac{d\sigma_{xx}}{dx} + \frac{d\sigma_{yx}}{dy} \right] \delta x \delta y$$

$$\text{Total on y axis} = \left[ \frac{d\sigma_{yy}}{dy} + \frac{d\sigma_{yx}}{dx} \right] \delta y \delta x$$

$$\text{Equilibrium} \Rightarrow \begin{cases} \left[ \frac{d\sigma_{yy}}{dy} + \frac{d\sigma_{yx}}{dx} \right] = 0 \\ \left[ \frac{d\sigma_{xx}}{dx} + \frac{d\sigma_{yx}}{dy} \right] = 0 \end{cases}$$

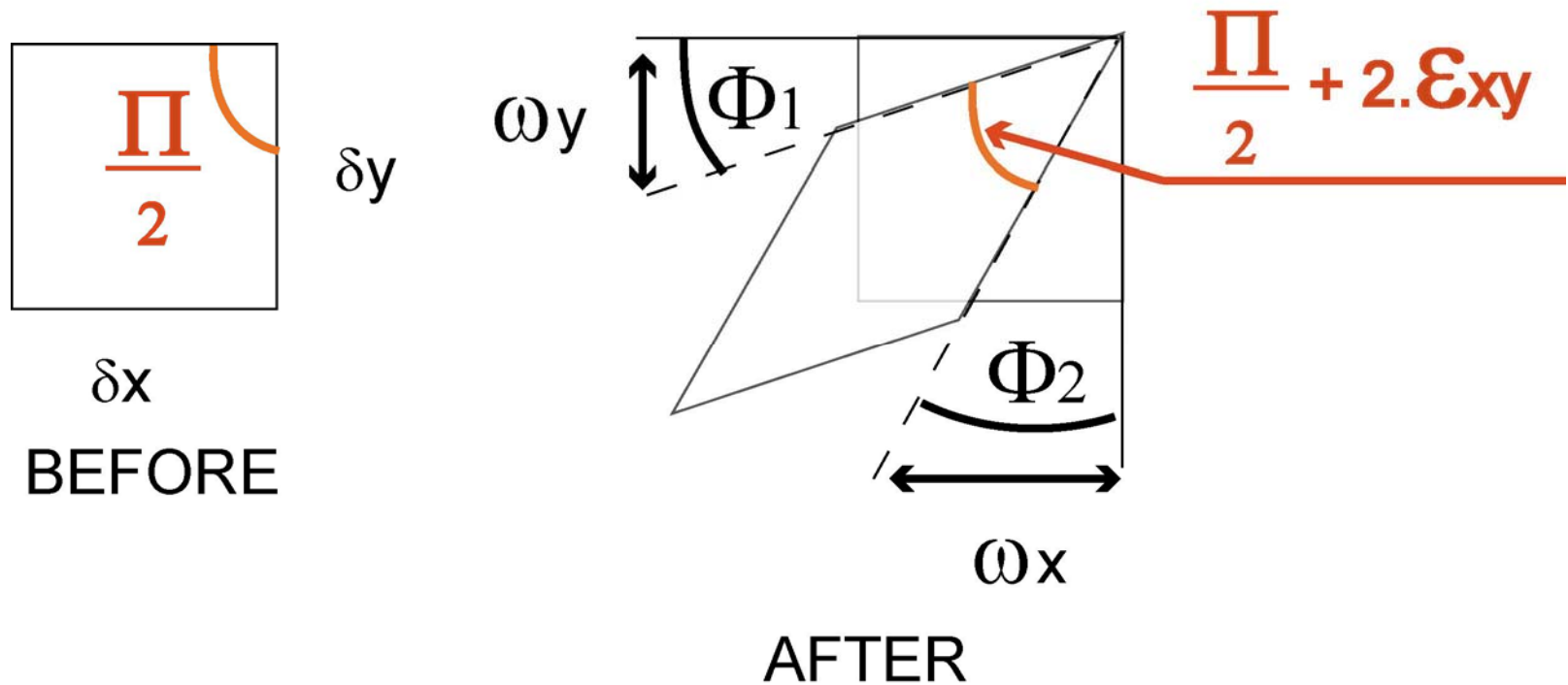
## Normal strain : change length (not angles)



- Change of length proportional to length
- $\epsilon_{xx}$ ,  $\epsilon_{yy}$ ,  $\epsilon_{zz}$  are normal component of **strain**

*nb : If deformation is small, change of volume is  $\epsilon_{xx} + \epsilon_{yy} + \epsilon_{zz}$  (neglecting quadratic terms)*

## Shear strain : change angles



$$\epsilon_{xy} = -\frac{1}{2} (\Phi_1 + \Phi_2) = \frac{1}{2} \left( \frac{d\omega_y}{dx} + \frac{d\omega_x}{dy} \right)$$

$$\epsilon_{xy} = \epsilon_{yx} \text{ (obvious)}$$

## Solid elastic deformation (1)

- Stresses are proportional to strains
- No preferred orientations

$$\sigma_{xx} = (\lambda + 2G) \epsilon_{xx} + \lambda \epsilon_{yy} + \lambda \epsilon_{zz}$$

$$\sigma_{yy} = \lambda \epsilon_{xx} + (\lambda + 2G) \epsilon_{yy} + \lambda \epsilon_{zz}$$

$$\sigma_{zz} = \lambda \epsilon_{xx} + \lambda \epsilon_{yy} + (\lambda + 2G) \epsilon_{zz}$$

- $\lambda$  and  $G$  are *Lamé* parameters

*The material properties are such that a principal strain component  $\mathcal{E}$  produces a stress  $(\lambda + 2G)\mathcal{E}$  in the same direction and stresses  $\lambda\mathcal{E}$  in mutually perpendicular directions*

## Solid elastic deformation (2)

Inverting stresses and strains give :

$$\epsilon_{xx} = 1/E \sigma_{xx} - \nu/E \sigma_{yy} - \nu/E \sigma_{zz}$$

$$\epsilon_{yy} = -\nu/E \sigma_{xx} + 1/E \sigma_{yy} - \nu/E \sigma_{zz}$$

$$\epsilon_{zz} = -\nu/E \sigma_{xx} - \nu/E \sigma_{yy} + 1/E \sigma_{zz}$$

- $E$  and  $\nu$  are *Young's* modulus and *Poisson's* ratio

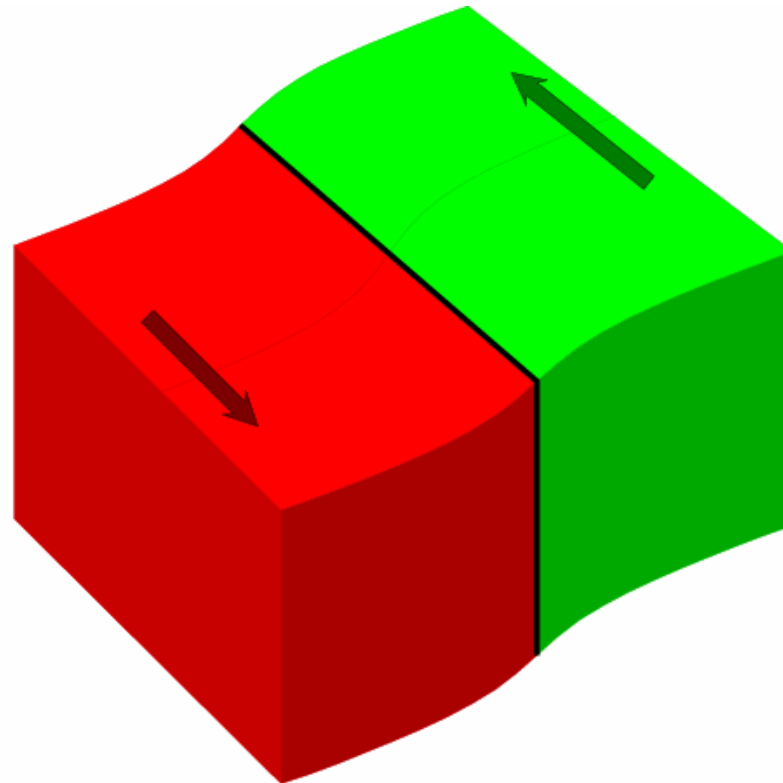
*a principal stress component  $\sigma$  produces*

*a strain  $1/E \sigma$  in the same direction and*

*strains  $\nu/E \sigma$  in mutually perpendicular directions*

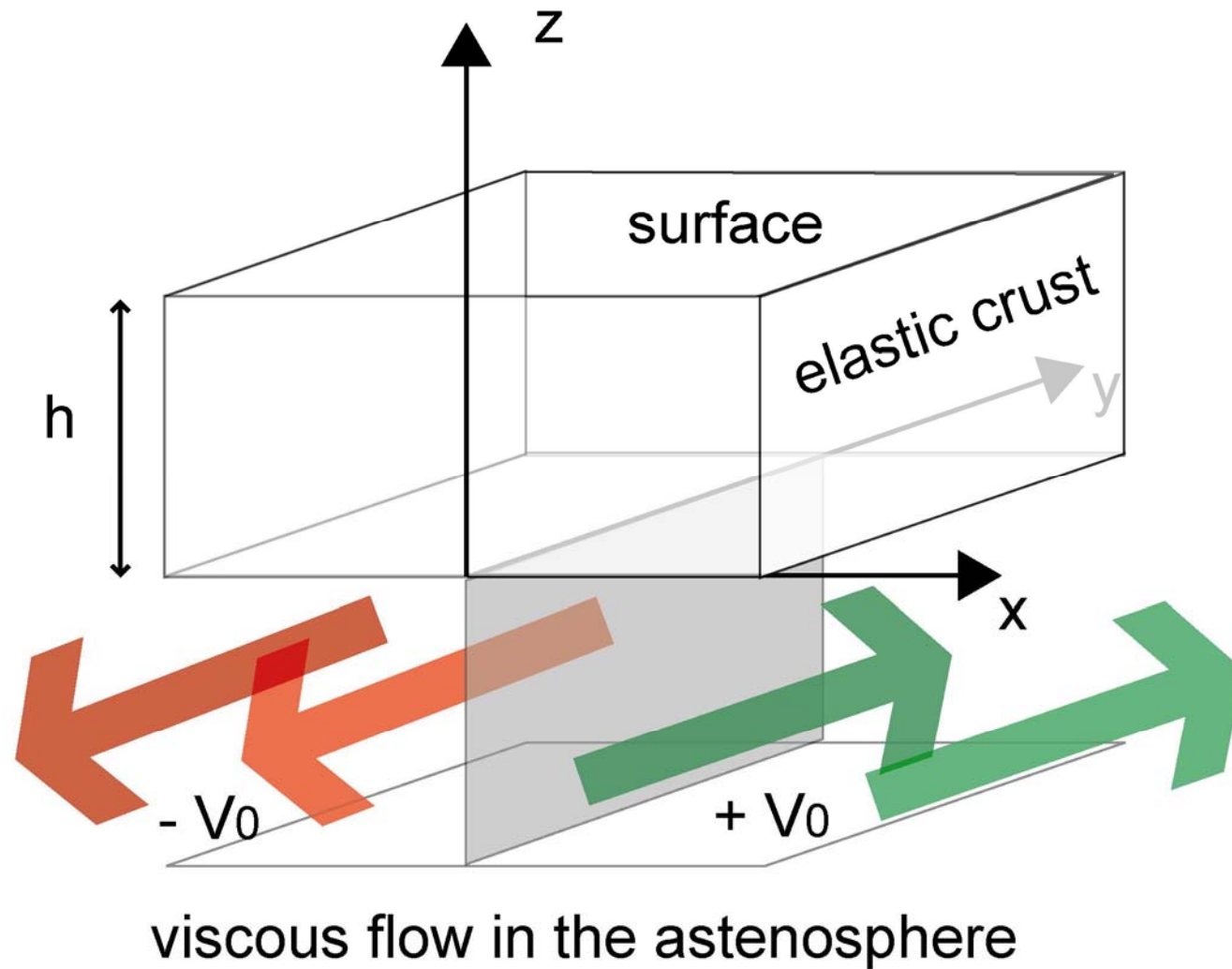


## Elastic deformation across a locked fault

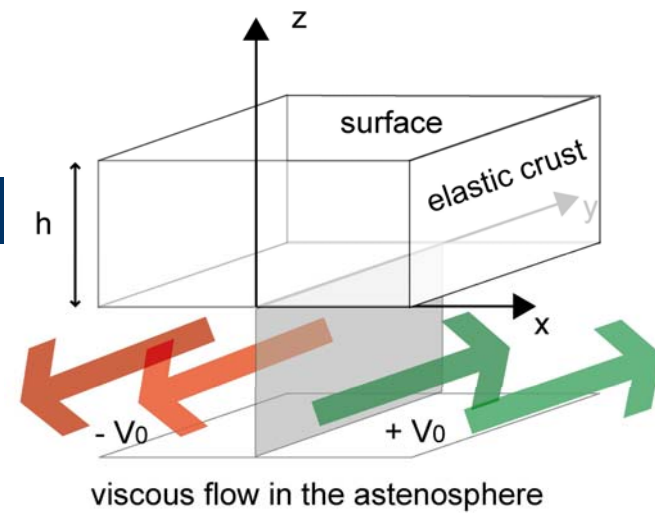


What is the shape of the accumulated deformation ?

# Mathematical formulation



## Mathematical formulation



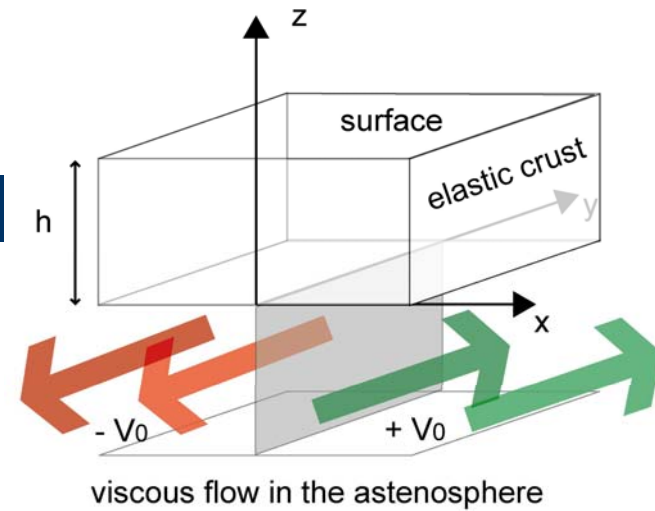
- Symmetry  $\Rightarrow$  all derivative with  $y = 0$

$$\epsilon_{yy} = 0$$

- No gravity  $\Rightarrow \sigma_{zz} = 0$

- What is the displacement field  $U$  in the elastic layer ?

# Mathematical formulation



•Elastic equations :

$$(1) \quad \sigma_{xx} = (\lambda+2G) \epsilon_{xx} + \lambda \epsilon_{zz}$$

$$(2) \quad \sigma_{yy} = \lambda \epsilon_{xx} + \lambda \epsilon_{zz}$$

$$\sigma_{xy} = 2G \epsilon_{xy} \quad \sigma_{xz} = 2G \epsilon_{xz}$$

$$(3) \quad \sigma_{zz} = \lambda \epsilon_{xx} + (\lambda+2G) \epsilon_{zz}$$

$$\sigma_{yz} = 2G \epsilon_{yz}$$

---

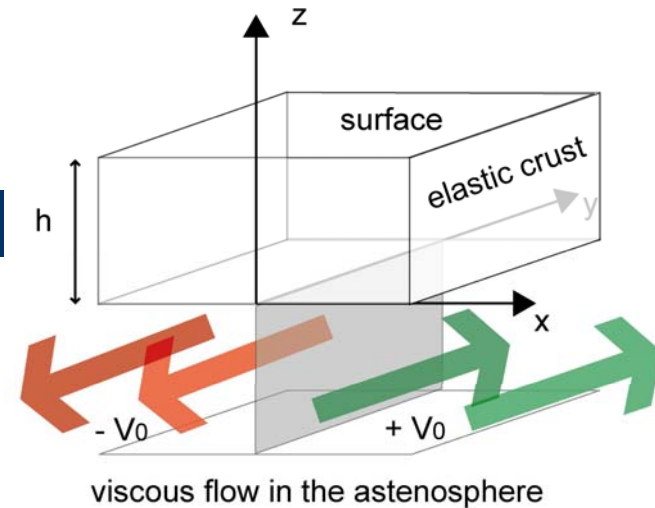

$$(3) + \sigma_{zz} = 0 \quad \Rightarrow \quad \lambda \epsilon_{xx} + \lambda \epsilon_{zz} = -2G \epsilon_{zz}$$

$$\hookrightarrow \text{ and (2) } \Rightarrow \quad \sigma_{yy} = \lambda \epsilon_{xx} + \lambda \epsilon_{zz} = -2G \epsilon_{zz}$$

$$\Rightarrow \quad \epsilon_{xx} = - (2G + \lambda) / \lambda \epsilon_{zz}$$

$$\hookrightarrow \text{ and (1) } \Rightarrow \quad \sigma_{xx} = \left[ - (\lambda+2G)^2 / \lambda + \lambda \right] \epsilon_{zz}$$

# Mathematical formulation



- Force equilibrium along the 3 axis

$$(x) \quad \frac{d\sigma_{xx}}{dx} + \frac{d\sigma_{yx}}{dy} + \frac{d\sigma_{xz}}{dz} = 0$$

$$(y) \quad \frac{d\sigma_{xy}}{dx} + \frac{d\sigma_{yy}}{dy} + \frac{d\sigma_{yz}}{dz} = 0$$

$$(z) \quad \frac{d\sigma_{xz}}{dx} + \frac{d\sigma_{yz}}{dy} + \frac{d\sigma_{zz}}{dz} = 0$$

- Derivation of eq. 1 with x and eq. 3 give :  $\frac{d^2\sigma_{xx}}{dx^2} = 0$

- equation 2 becomes :  $\frac{d\sigma_{xy}}{dx} + \frac{d\sigma_{yz}}{dz} = 0$

## Mathematical formulation

relations between  
stress ( $\sigma$ ) and displacement vector ( $U$ )

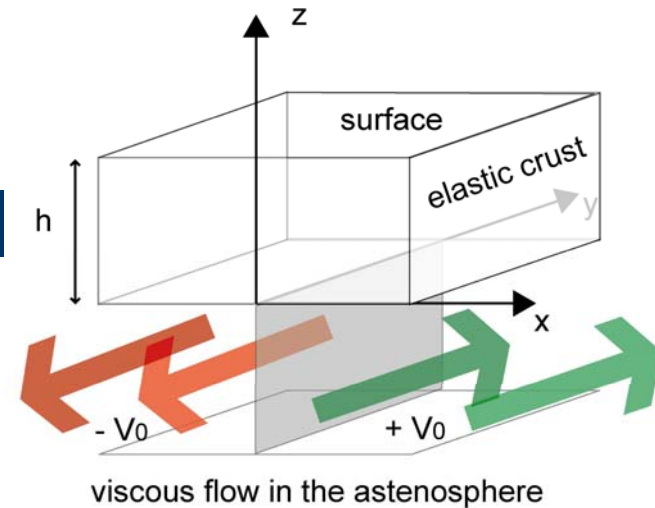
$$\sigma_{xy} = 2G \varepsilon_{xy} = 2G \left[ \frac{\partial U_x}{\partial y} + \frac{\partial U_y}{\partial x} \right] \cdot 1/2$$

$$\sigma_{yz} = 2G \varepsilon_{yz} = 2G \left[ \frac{\partial U_z}{\partial y} + \frac{\partial U_y}{\partial z} \right] \cdot 1/2$$

Using  $\frac{\partial \sigma_{xy}}{\partial x} + \frac{\partial \sigma_{yz}}{\partial z} = 0$  we obtain :

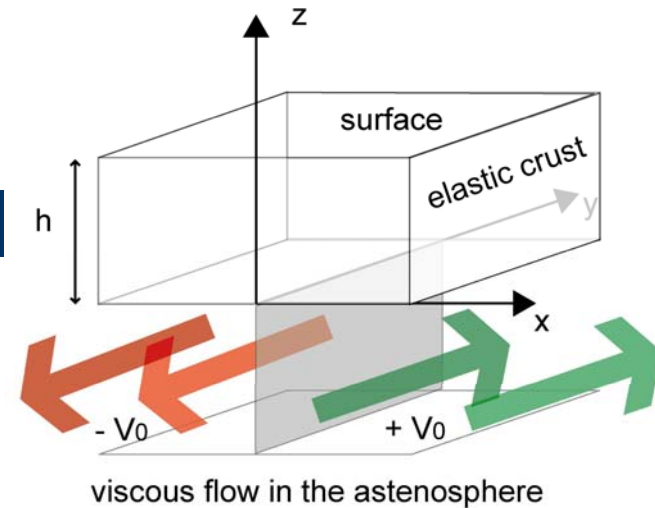
$$\frac{\partial}{\partial x} \left[ \frac{\partial U_x}{\partial y} + \frac{\partial U_y}{\partial x} \right] + \frac{\partial}{\partial z} \left[ \frac{\partial U_z}{\partial y} + \frac{\partial U_y}{\partial z} \right] = 0$$

$$\hookrightarrow \frac{\partial^2 U_y}{\partial x^2} + \frac{\partial^2 U_y}{\partial z^2} = 0$$



## Mathematical formulation

$$\frac{d^2 U_y}{dx^2} + \frac{d^2 U_y}{dz^2} = 0$$



What is  $U_y$ , function of  $x$  and  $z$ , solution of this equation ?

Guess :  $U_y = K \arctan(x/z)$  works fine !

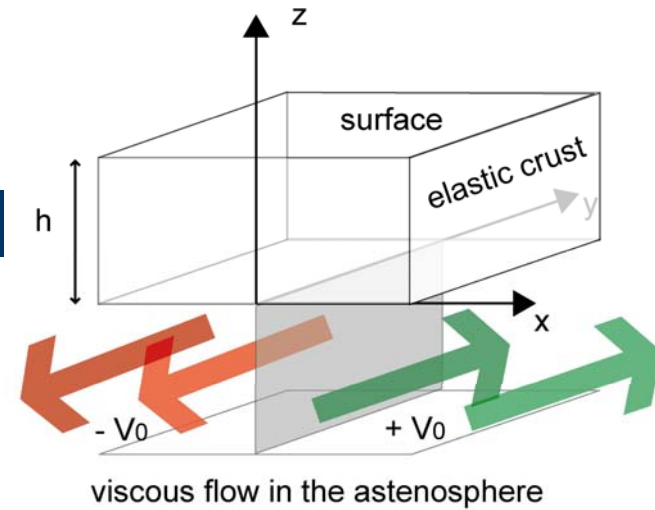
Nb.  $\frac{d \arctan(\alpha)}{d\alpha} = \frac{1}{1+\alpha^2}$

$$\frac{dU_y}{dx} = \frac{K}{z(1+x^2/z^2)} \quad \Rightarrow \quad \frac{d^2 U_y}{dx^2} = \frac{-2Kxz}{(z^2+x^2)^2}$$

$$\frac{dU_y}{dz} = \frac{-Kx}{z^2(1+x^2/z^2)} \quad \Rightarrow \quad \frac{d^2 U_y}{dz^2} = \frac{2Kxz}{(z^2+x^2)^2}$$

## Mathematical formulation

$$U_y = K \arctan(x/z)$$



Boundary condition at the base of the crust ( $z=0$ )

$$U_y = K \cdot \Pi/2 \quad \text{if } x > 0 \quad = K \cdot -\Pi/2 \quad \text{if } x < 0$$

And also :

$$U_y = +V_0 \quad \text{if } x > 0 \quad = -V_0 \quad \text{if } x < 0$$

$$\Rightarrow K = 2 \cdot V_0 / \Pi$$

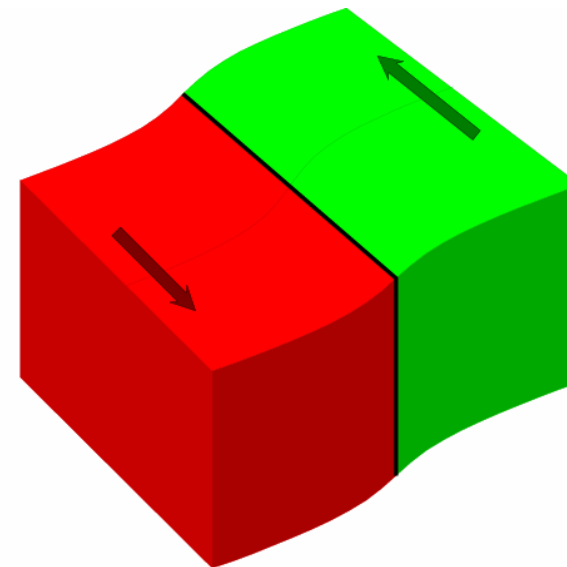
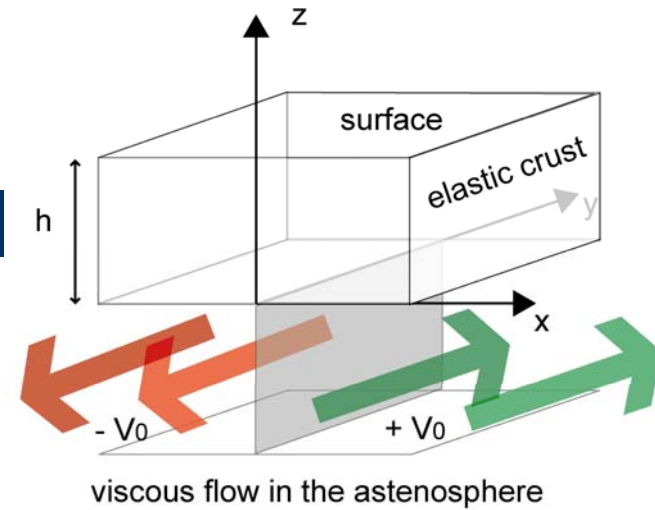


## Mathematical formulation

$$U_y = K \arctang(x/z)$$

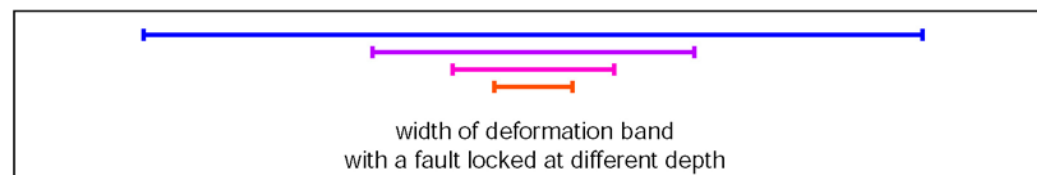
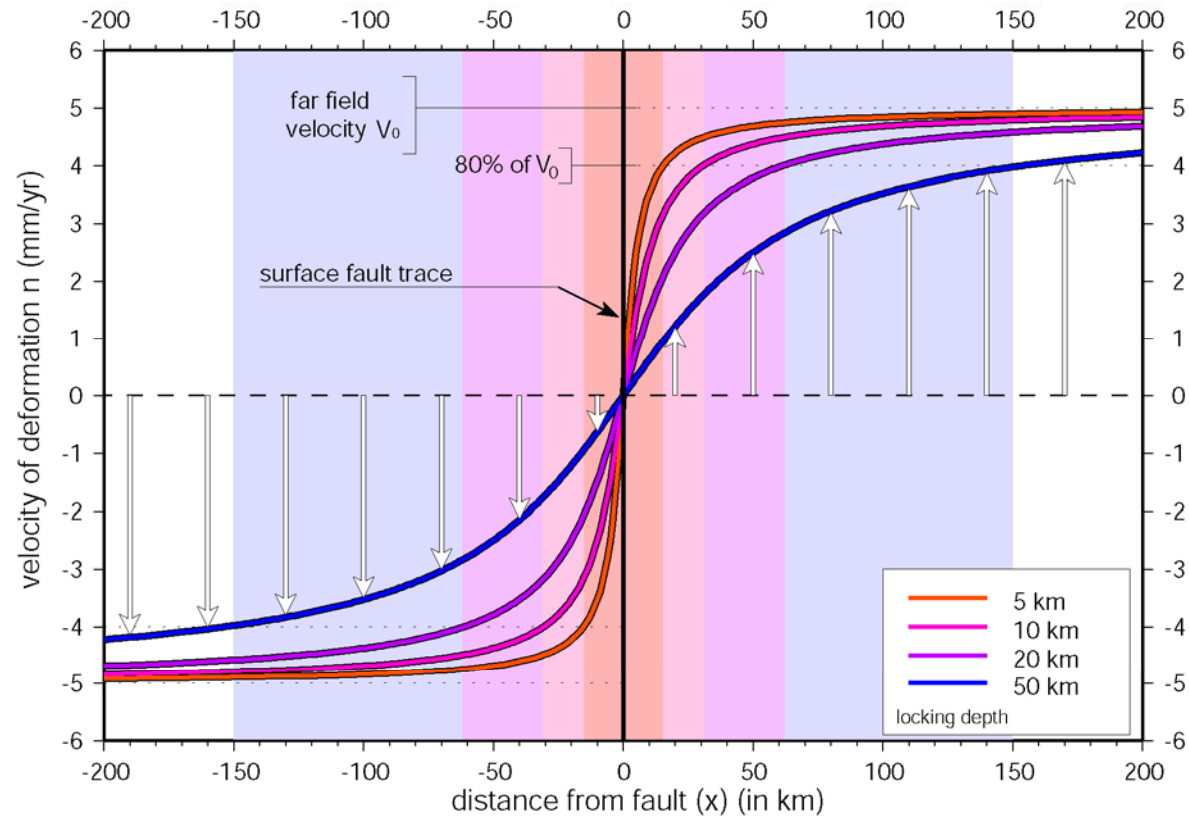
at the surface ( $z=h$ )

$$U_y = 2 \cdot V_0 / \Pi \arctang(x/h)$$



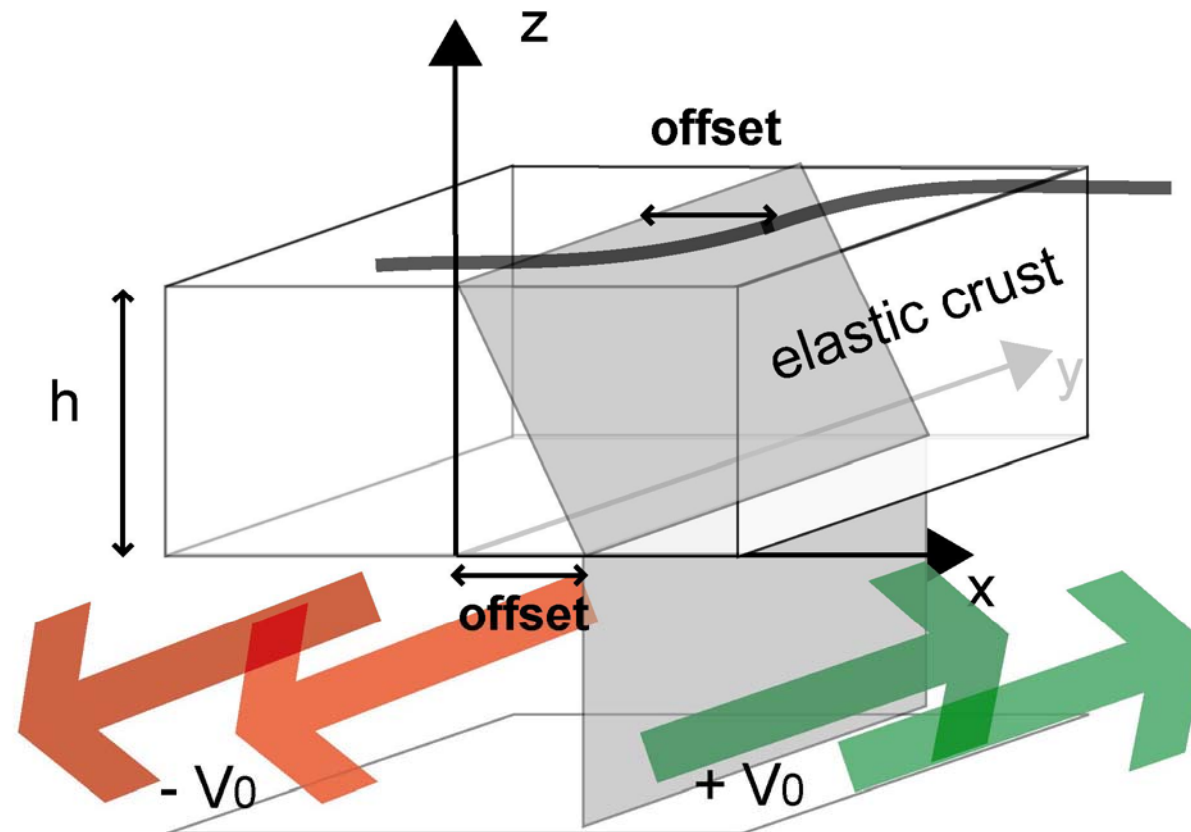
# Arctang profiles

$$U_y = 2 \cdot V_0 / \Pi \arctang (x/h)$$



SEAMERGES GPS course - Bangkok may 2004

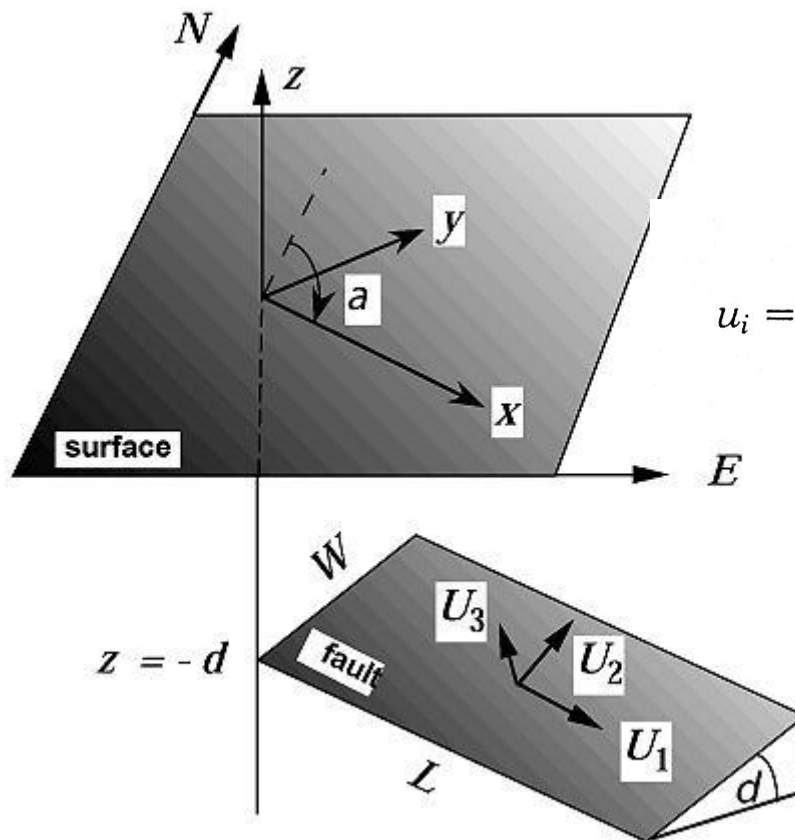
# deeping fault



viscous flow in the asthenosphere

# Elastic dislocation (Okada, 1985)

Surface deformation due to shear and tensile faults in a half space, BSSA vol75, n°4, 1135-1154, 1985.



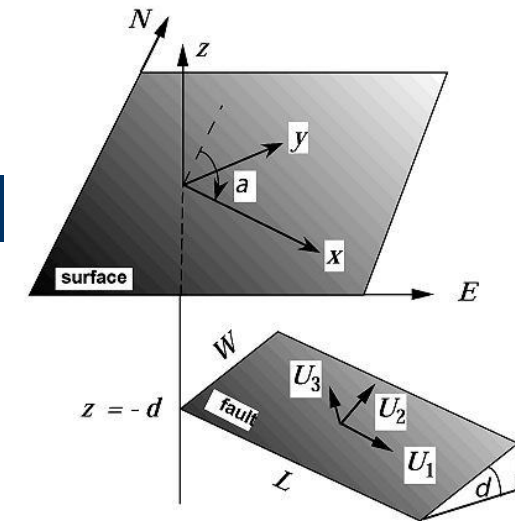
The displacement field  $u_i(x_1, x_2, x_3)$  due to a dislocation  $\Delta u_j(\xi_1, \xi_2, \xi_3)$  across a surface  $\Sigma$  in an isotropic medium is given by :

$$u_i = \frac{1}{F} \int \int_{\Sigma} \Delta u_j \left[ \lambda \delta_{jk} \frac{\partial u_i^n}{\partial \xi_n} + \mu \left( \frac{\partial u_i^j}{\partial \xi_k} + \frac{\partial u_i^k}{\partial \xi_j} \right) \right] \nu_k d\Sigma$$

Where  $\delta_{jk}$  is the Kronecker delta,  $\lambda$  and  $\mu$  are Lamé's parameters,  $\nu_k$  is the direction cosine of the normal to the surface element  $d\Sigma$ .

$u_i^j$  is the  $i^{\text{th}}$  component of the displacement at  $(x_1, x_2, x_3)$  due to the  $j^{\text{th}}$  direction point force of magnitude  $F$  at  $(\xi_1, \xi_2, \xi_3)$

# Elastic dislocation (Okada, 1985)



(1) displacements

For strike-slip

$$\begin{cases} u_x^0 = -\frac{U_1}{2\pi} \left[ \frac{3x^2q}{R^5} + I_1^0 \sin \delta \right] \Delta\Sigma \\ u_y^0 = -\frac{U_1}{2\pi} \left[ \frac{3xyq}{R^5} + I_2^0 \sin \delta \right] \Delta\Sigma \\ u_z^0 = -\frac{U_1}{2\pi} \left[ \frac{3xdq}{R^5} + I_4^0 \sin \delta \right] \Delta\Sigma. \end{cases}$$

For dip-slip

$$\begin{cases} u_x^0 = -\frac{U_2}{2\pi} \left[ \frac{3xpq}{R^5} - I_3^0 \sin \delta \cos \delta \right] \Delta\Sigma \\ u_y^0 = -\frac{U_2}{2\pi} \left[ \frac{3ypq}{R^5} - I_1^0 \sin \delta \cos \delta \right] \Delta\Sigma \\ u_z^0 = -\frac{U_2}{2\pi} \left[ \frac{3dpq}{R^5} - I_5^0 \sin \delta \cos \delta \right] \Delta\Sigma. \end{cases}$$

For tensile fault

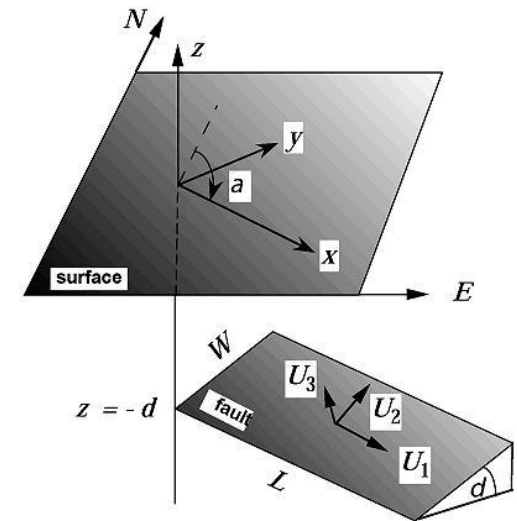
$$\begin{cases} u_x^0 = \frac{U_3}{2\pi} \left[ \frac{3xq^2}{R^5} - I_3^0 \sin^2 \delta \right] \Delta\Sigma \\ u_y^0 = \frac{U_3}{2\pi} \left[ \frac{3yq^2}{R^5} - I_1^0 \sin^2 \delta \right] \Delta\Sigma \\ u_z^0 = \frac{U_3}{2\pi} \left[ \frac{3dq^2}{R^5} - I_5^0 \sin^2 \delta \right] \Delta\Sigma \end{cases}$$

# Elastic dislocation (Okada, 1985)

Where :

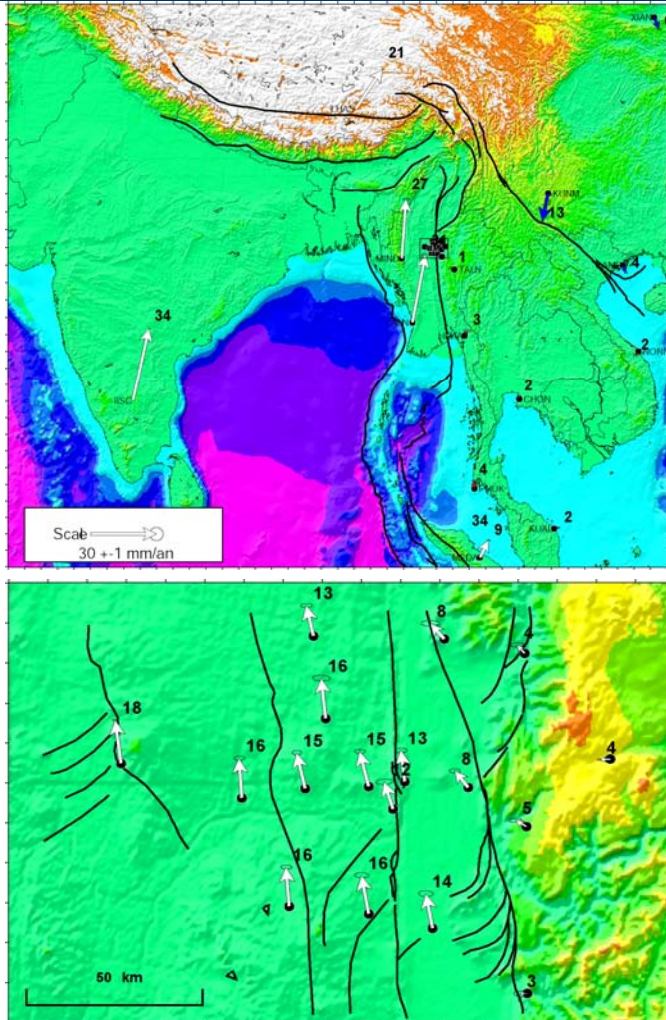
$$\left\{ \begin{array}{l} I_1^0 = \frac{\mu}{\lambda + \mu} y \left[ \frac{1}{R(R+d)^2} - x^2 \frac{3R+d}{R^3(R+d)^3} \right] \\ I_2^0 = \frac{\mu}{\lambda + \mu} x \left[ \frac{1}{R(R+d)^2} - y^2 \frac{3R+d}{R^3(R+d)^3} \right] \\ I_3^0 = \frac{\mu}{\lambda + \mu} \left[ \frac{x}{R^3} \right] - I_2^0 \\ I_4^0 = \frac{\mu}{\lambda + \mu} \left[ -xy \frac{2R+d}{R^3(R+d)^2} \right] \\ I_5^0 = \frac{\mu}{\lambda + \mu} \left[ \frac{1}{R(R+d)} - x^2 \frac{2R+d}{R^3(R+d)^2} \right] \end{array} \right.$$

$$\left\{ \begin{array}{l} p = y \cos \delta + d \sin \delta \\ q = y \sin \delta - d \cos \delta \\ R^2 = x^2 + y^2 + d^2 = x^2 + p^2 + q^2. \end{array} \right.$$

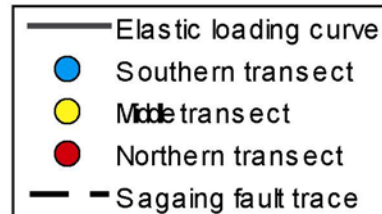
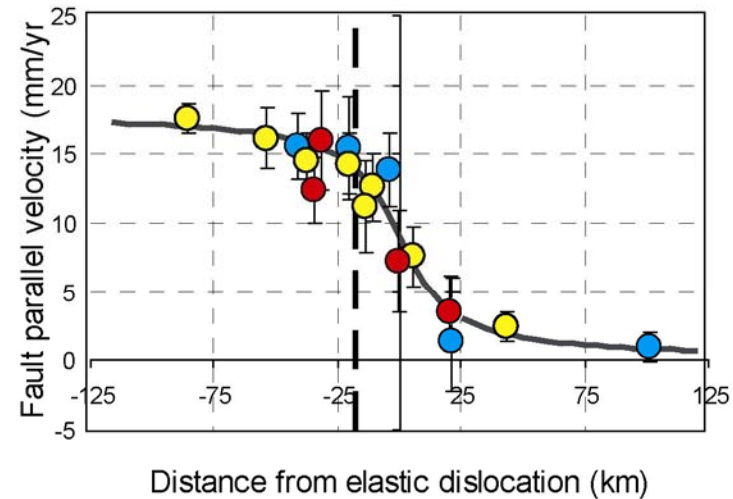




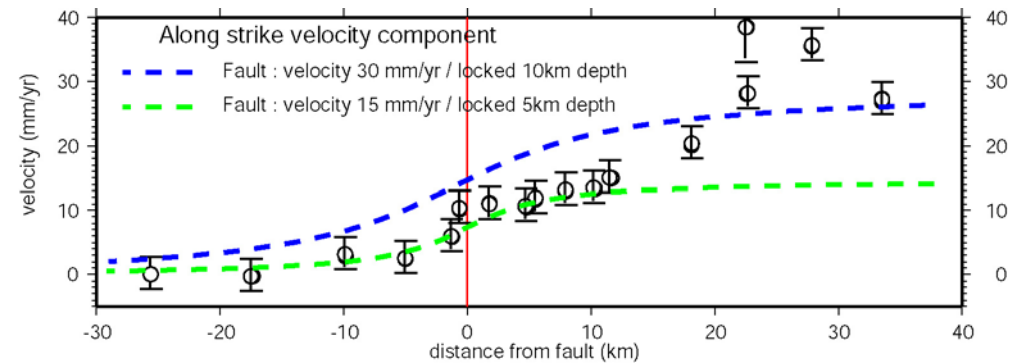
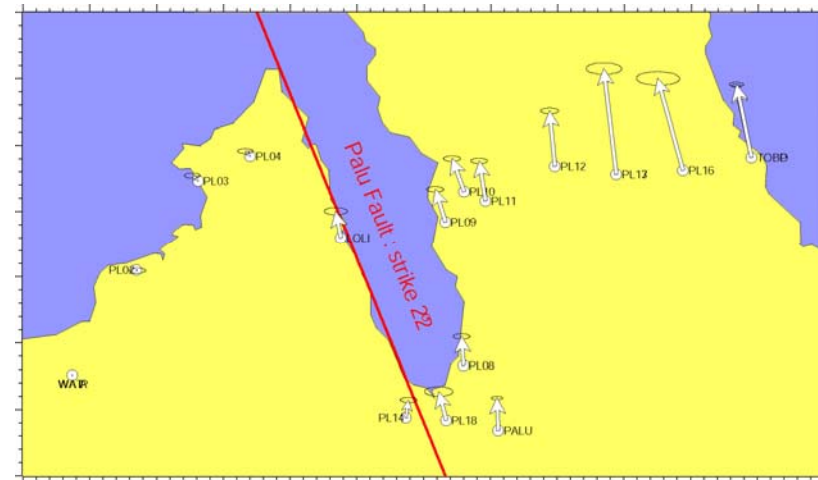
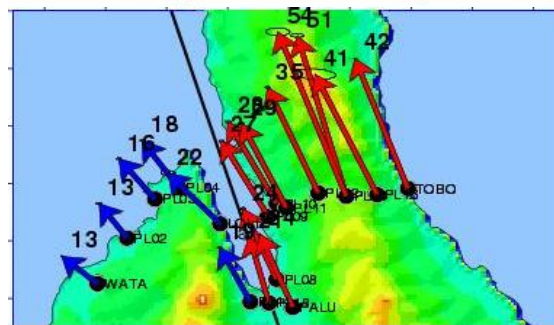
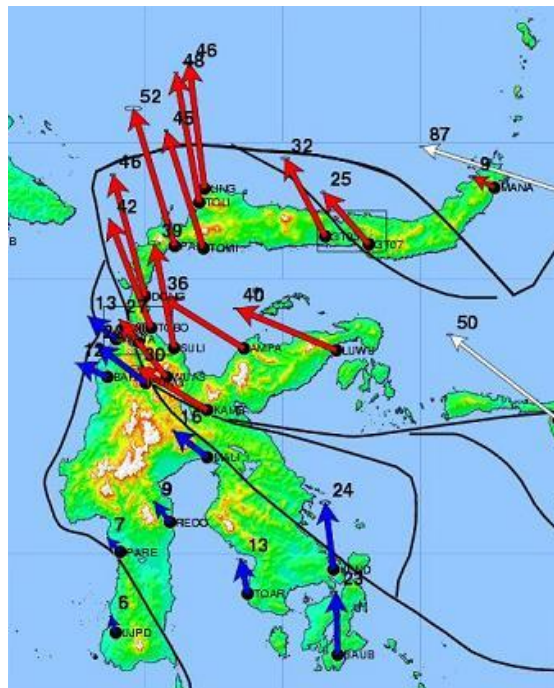
# Sagaing Fault, Myanmar



Offset fault/dislocation = 17 km  
 Dislocation long. = 96.12° E  
 Locking depth = 15.0 km  
 Far field velocity = 18 mm/yr



# Palu Fault, Sulawesi



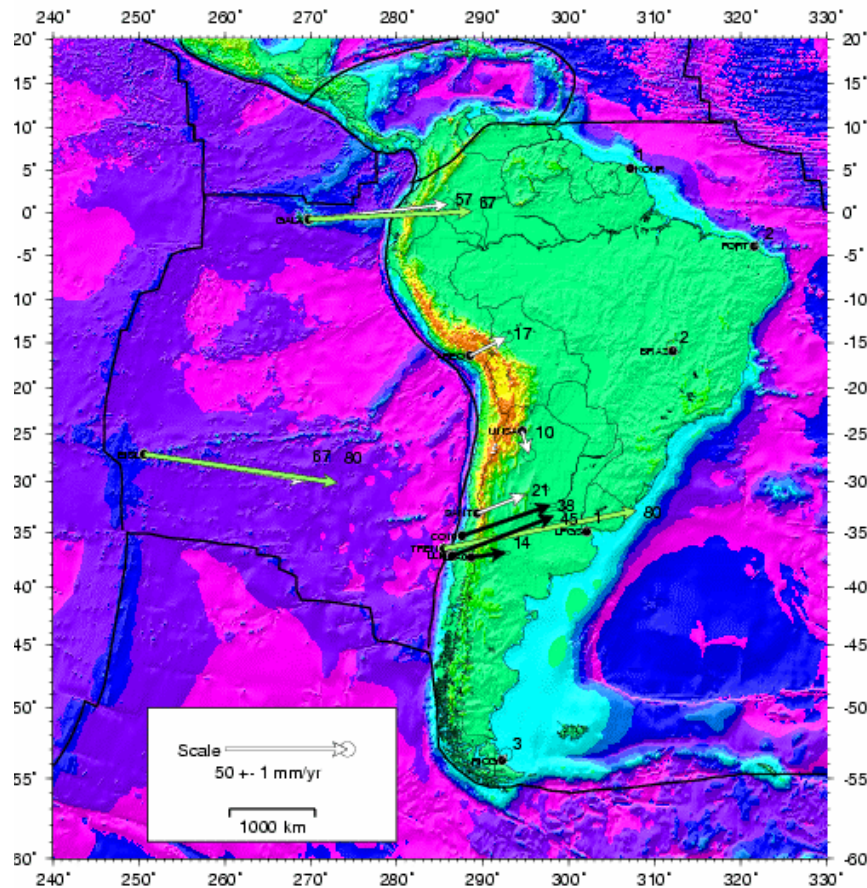


# Subduction in south america

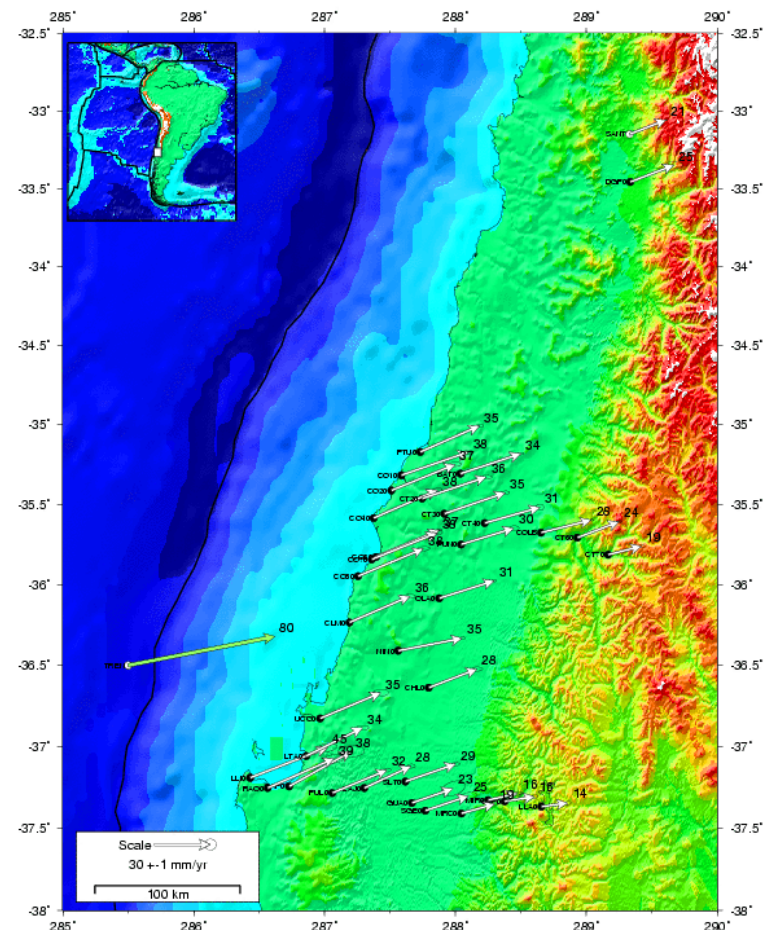
SUR CHILI 96-99-02 (ITRF2000)

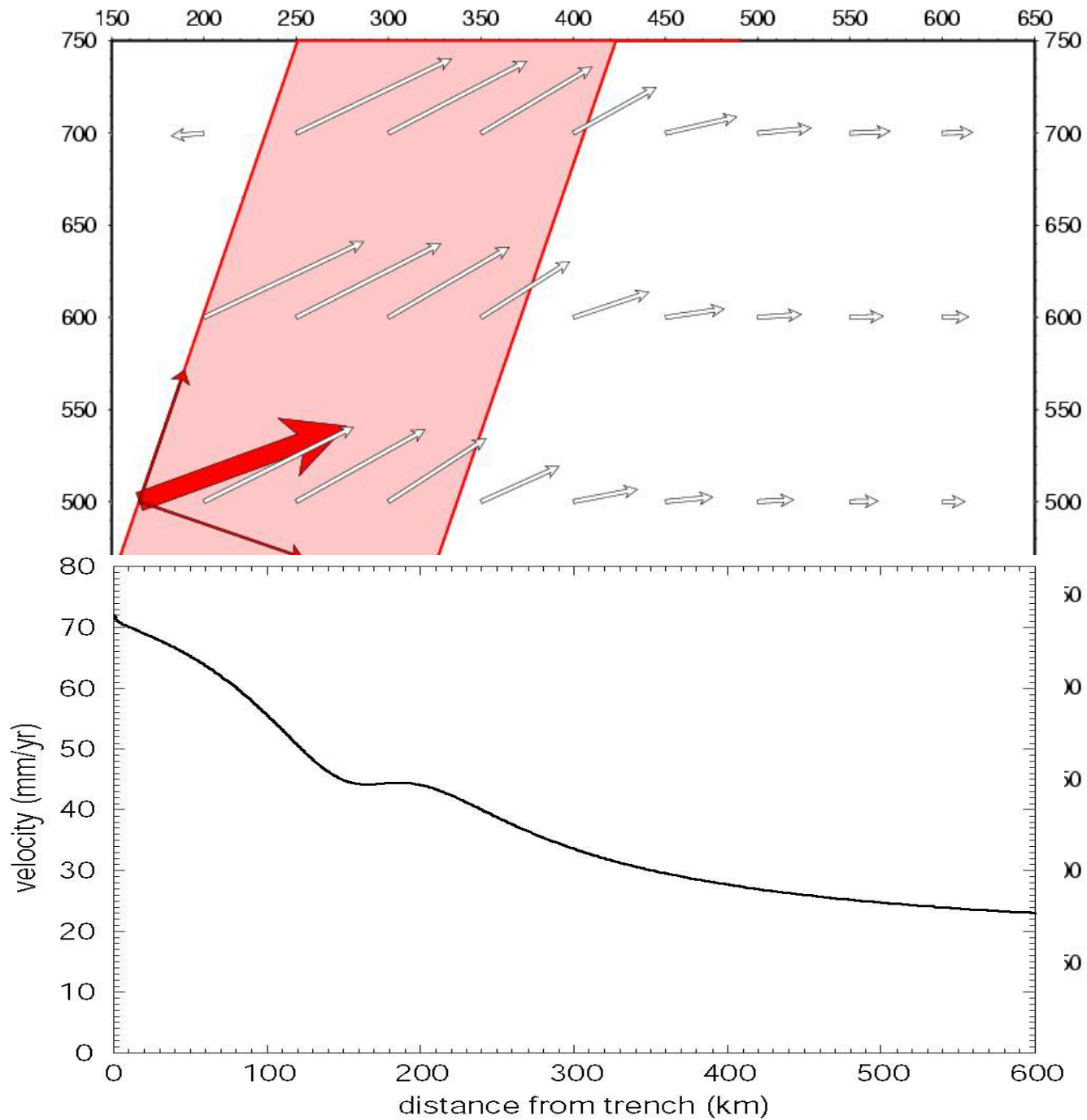
South-America 96-99-02 (ITRF2000)

ENS solution / NNR-Nuvel-1A South america (-25.4,-124.6,0.11)



ENS solution / NNR-Nuvel-1A South america (-25.4,-124.6,0.11)





# Subduction parameter adjustments

